

11-Aug-2022

Order No. **18761455**

Ref. No. **415039048**

Sequence - 22pCloneRed_PCR_rev

25 nmole DNA Oligo, 16 bases

5'- AAG TGA ACT TGG GCC C -3'

Properties

T_m (50mM NaCl)*: 52.2 °C
GC Content: 56.3%

Molecular Weight: 4,906.2
nmoles/OD260: 6.5
ug/OD260: 31.8

Ext. Coefficient: 154,200 L/(mole·cm)

Amount Of Oligo

100µM in 240µL IDTE Buffer pH 8.0

Shipped To

PEGGY MAIORANO
DAVIDSON COLLEGE

209 RIDGE RD
DAVIDSON, NC 28035-0407
USA

7048942509

Customer No. 396673 PO No. Credit Card

Secondary Structure Calculations

Lowest folding free energy (kcal/mole): -0.22 at 25 °C
Strongest Folding *T_m*: 28.1 °C

Oligo Base Types

DNA Bases

Quantity

16

Modifications and Services

LabReady (Normalized to 100µM in IDTE pH 8.0)

Quantity

1

Standard Desalting

1

Disclaimer

See on reverse page notes (I) (II) & (III) for usage, label license, and product warranties

Mfg. ID 487821034

Labels - Peel here



I N S T R U C T I O N S

*Lyophilized contents may appear as either a translucent film or a white powder. This variance does not affect the quality of the oligo.

*Please centrifuge tubes prior to opening. Some of the product may have been dislodged during shipping.

*The *T_m* shown takes no account of Mg²⁺ and dNTP concentrations. Use the OligoAnalyzer® Program at www.idtdna.com/scitoolsto calculate accurate *T_m* for your reaction conditions.

11-Aug-2022

Order No. **18761455**

Ref. No. **415039047**

Sequence - 22pCloneRed_PCR_for

25 nmole DNA Oligo, 22 bases

5'- CTA ATT CAA CAA GAA TTG GGA C -3'

Properties

T_m (50mM NaCl)*: 49.7 °C
GC Content: 36.4%

Molecular Weight: 6,751.5
nmoles/OD260: 4.5
ug/OD260: 30.3

Ext. Coefficient: 223,100 L/(mole·cm)

Amount Of Oligo

100µM in 277µL IDTE Buffer pH 8.0

Shipped To

PEGGY MAIORANO
DAVIDSON COLLEGE
209 RIDGE RD
DAVIDSON, NC 28035-0407
USA

7048942509

Customer No. 396673 PO No. Credit Card

Secondary Structure Calculations

Lowest folding free energy (kcal/mole): -2.84 at 25 °C
Strongest Folding T_m: 47.6 °C

Oligo Base Types

Oligo Base Types	Quantity
DNA Bases	22

Modifications and Services

Modifications and Services	Quantity
LabReady (Normalized to 100µM in IDTE pH 8.0)	1
Standard Desalting	1

Disclaimer

See on reverse page notes (I) (II) & (III) for usage, label license, and product warranties

Mfg. ID 487821033

Labels - Peel here



I N S T R U C T I O N S

*Lyophilized contents may appear as either a translucent film or a white powder. This variance does not affect the quality of the oligo.

*Please centrifuge tubes prior to opening. Some of the product may have been dislodged during shipping.

*The T_m shown takes no account of Mg²⁺ and dNTP concentrations. Use the OligoAnalyzer® Program at www.idtdna.com/scitoolsto calculate accurate T_m for your reaction conditions.

11-Aug-2022

Order No. **18761455**

Ref. No. **415039046**

Sequence - 22pCloneRed_SeqFwd3

25 nmole DNA Oligo, 23 bases

5'- GTG CAA ATA AAT TTA AGG GTA AG -3'

Properties	Amount Of Oligo	Shipped To
T _m (50mM NaCl)*: 48.4 °C GC Content: 30.4%	100µM in 262µL IDTE Buffer pH 8.0	PEGGY MAIORANO DAVIDSON COLLEGE 209 RIDGE RD DAVIDSON, NC 28035-0407 USA 7048942509 Customer No. 396673 PO No. Credit Card
Molecular Weight: 7,159.7 nmoles/OD260: 4.1 ug/OD260: 29.2 Ext. Coefficient: 245,200 L/(mole·cm)		

Secondary Structure Calculations

Lowest folding free energy (kcal/mole): 0.14 at 25 °C
Strongest Folding T_m: 22.8 °C

Oligo Base Types	Quantity
DNA Bases	23
Modifications and Services	Quantity
LabReady (Normalized to 100µM in IDTE pH 8.0)	1
Standard Desalting	1

Disclaimer

See on reverse page notes (I) (II) & (III) for usage, label license, and product warranties

Mfg. ID 487821032

Labels - Peel here



I N S T R U C T I O N S

*Lyophilized contents may appear as either a translucent film or a white powder. This variance does not affect the quality of the oligo.

*Please centrifuge tubes prior to opening. Some of the product may have been dislodged during shipping.

*The T_m shown takes no account of Mg²⁺ and dNTP concentrations. Use the OligoAnalyzer® Program at www.idtdna.com/scitools to calculate accurate T_m for your reaction conditions.

11-Aug-2022

Order No. **18761455**

Ref. No. **415039045**

Sequence - 22LacIQ1_+contr_top

25 nmole DNA Oligo, 60 bases

5'- CCG CCC GGG CGC TAT CAT GCC ATA CCG CGA AAG GTG GTG TCA ACG TAA ATG CAT GCC GCT -3'

Properties

T_m (50mM NaCl)*: 75.0 °C
GC Content: 60.0%

Molecular Weight: 18,446.9
nmoles/OD260: 1.8
ug/OD260: 32.9

Ext. Coefficient: 561,300 L/(mole·cm)

Amount Of Oligo

100µM in 261µL IDTE Buffer pH 8.0

Shipped To

PEGGY MAIORANO
DAVIDSON COLLEGE

209 RIDGE RD
DAVIDSON, NC 28035-0407
USA

7048942509

Customer No. 396673 PO No. Credit Card

Secondary Structure Calculations

Lowest folding free energy (kcal/mole): -6.49 at 25 °C
Strongest Folding *T_m*: 48.8 °C

Oligo Base Types

Oligo Base Types	Quantity
DNA Bases	60

Modifications and Services

Modifications and Services	Quantity
LabReady (Normalized to 100µM in IDTE pH 8.0)	1
Standard Desalting	1

Disclaimer

See on reverse page notes (I) (II) & (III) for usage, label license, and product warranties

Mfg. ID 487821031

Labels - Peel here



I N S T R U C T I O N S

*Lyophilized contents may appear as either a translucent film or a white powder. This variance does not affect the quality of the oligo.

*Please centrifuge tubes prior to opening. Some of the product may have been dislodged during shipping.

*The *T_m* shown takes no account of Mg²⁺ and dNTP concentrations. Use the OligoAnalyzer® Program at www.idtdna.com/scitools to calculate accurate *T_m* for your reaction conditions.

11-Aug-2022

Order No. **18761455**

Ref. No. **415039044**

Sequence - 22LacIQ1_+contr_top

25 nmole DNA Oligo, 60 bases

5'- CGA CAG CGG CAT GCA TTT ACG TTG ACA CCA CCT TTC GCG GTA TGG CAT GAT AGC GCC CGG -3'

Properties	Amount Of Oligo	Shipped To
<p><i>T_m</i> (50mM NaCl)*: 73.6 °C GC Content: 58.3%</p> <p>Molecular Weight: 18,452.9 nmoles/OD260: 1.8 ug/OD260: 32.9 Ext. Coefficient: 560,700 L/(mole·cm)</p>	<p>100µM in 255µL IDTE Buffer pH 8.0</p>	<p>PEGGY MAIORANO DAVIDSON COLLEGE 209 RIDGE RD DAVIDSON, NC 28035-0407 USA 7048942509 Customer No. 396673 PO No. Credit Card</p>

Secondary Structure Calculations

Lowest folding free energy (kcal/mole): -5.35 at 25 °C
 Strongest Folding T_m: 44.4 °C

Oligo Base Types	Quantity
DNA Bases	60
Modifications and Services	Quantity
LabReady (Normalized to 100µM in IDTE pH 8.0)	1
Standard Desalting	1

Disclaimer

See on reverse page notes (I) (II) & (III) for usage, label license, and product warranties

Mfg. ID 487821030

Labels - Peel here



I N S T R U C T I O N S

*Lyophilized contents may appear as either a translucent film or a white powder. This variance does not affect the quality of the oligo.

*Please centrifuge tubes prior to opening. Some of the product may have been dislodged during shipping.

*The T_m shown takes no account of Mg²⁺ and dNTP concentrations. Use the OligoAnalyzer® Program at www.idtdna.com/scitoolsto calculate accurate T_m for your reaction conditions.

11-Aug-2022

Order No. **18761455**

Ref. No. **415039043**

Sequence - 22v1ThursPMYellowBot

25 nmole DNA Oligo, 60 bases

5'- CCG CTG TTT ACG TAG ATA CCG CGC CTT GTC TAT ACA AGC ATT ATA CAG CCA GGT TTA ACA -3'

Properties

T_m (50mM NaCl)*: 68.6 °C
 GC Content: 45.0%
 Molecular Weight: 18,368.9
 nmoles/OD260: 1.7
 ug/OD260: 32.0
 Ext. Coefficient: 574,600 L/(mole·cm)

Amount Of Oligo

100µM in 250µL IDTE Buffer pH 8.0

Shipped To

PEGGY MAIORANO
 DAVIDSON COLLEGE
 209 RIDGE RD
 DAVIDSON, NC 28035-0407
 USA
 7048942509
 Customer No. 396673 PO No. Credit Card

Secondary Structure Calculations

Lowest folding free energy (kcal/mole): -3.67 at 25 °C
 Strongest Folding T_m: 42.1 °C

Oligo Base Types

Oligo Base Types	Quantity
DNA Bases	60

Modifications and Services

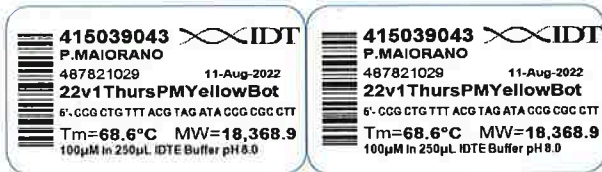
Modifications and Services	Quantity
LabReady (Normalized to 100µM in IDTE pH 8.0)	1
Standard Desalting	1

Disclaimer

See on reverse page notes (I) (II) & (III) for usage, label license, and product warranties

Mfg. ID 487821029

Labels - Peel here



I N S T R U C T I O N S

*Lyophilized contents may appear as either a translucent film or a white powder. This variance does not affect the quality of the oligo.

*Please centrifuge tubes prior to opening. Some of the product may have been dislodged during shipping.

*The T_m shown takes no account of Mg²⁺ and dNTP concentrations. Use the OligoAnalyzer® Program at www.idtdna.com/scitools to calculate accurate T_m for your reaction conditions.

11-Aug-2022

Order No. **18761455**

Ref. No. **415039042**

Sequence - 22v1ThursPM **YellowTop**

25 nmole DNA Oligo, 60 bases

5'- CGA CTG TTA AAC CTG GCT GTA TAA TGC TTG TAT AGA CAA GGC GCG GTA TCT ACG TAA ACA -3'

Properties	Amount Of Oligo	Shipped To
<p><i>T_m</i> (50mM NaCl)*: 67.9 °C GC Content: 43.3%</p> <p>Molecular Weight: 18,522.1 nmoles/OD260: 1.7 ug/OD260: 31.4 Ext. Coefficient: 590,800 L/(mole·cm)</p>	<p>100µM in 199µL IDTE Buffer pH 8.0</p>	<p>PEGGY MAIORANO DAVIDSON COLLEGE 209 RIDGE RD DAVIDSON, NC 28035-0407 USA 7048942509 Customer No. 396673 PO No. Credit Card</p>

Secondary Structure Calculations

Lowest folding free energy (kcal/mole): -3.48 at 25 °C
 Strongest Folding T_m: 41.1 °C

Oligo Base Types	Quantity
DNA Bases	60

Modifications and Services	Quantity
LabReady (Normalized to 100µM in IDTE pH 8.0)	1
Standard Desalting	1

Disclaimer

See on reverse page notes (I) (II) & (III) for usage, label license, and product warranties

Mfg. ID 487821028

Labels - Peel here



I N S T R U C T I O N S

*Lyophilized contents may appear as either a translucent film or a white powder. This variance does not affect the quality of the oligo.

*Please centrifuge tubes prior to opening. Some of the product may have been dislodged during shipping.

*The T_m shown takes no account of Mg²⁺ and dNTP concentrations. Use the OligoAnalyzer® Program at www.idtdna.com/scitools to calculate accurate T_m for your reaction conditions.

11-Aug-2022

Order No. **18761455**

Ref. No. **415039041**

Sequence - 22v1ThursPMRedBot

25 nmole DNA Oligo, 60 bases

5'- CCG CCT TAT TAA AAT TAT ATT TAA TAG AGG CTT TTT AAT TAA GAT TAA TTG ACA TAA TTT -3'

Properties

T_m (50mM NaCl)*: 60.3 °C
GC Content: 20.0%

Molecular Weight: 18,448.1
nmoles/OD260: 1.7
ug/OD260: 30.7

Ext. Coefficient: 600,500 L/(mole·cm)

Amount Of Oligo

100µM in 198µL IDTE Buffer pH 8.0

Shipped To

PEGGY MAIORANO
DAVIDSON COLLEGE

209 RIDGE RD
DAVIDSON, NC 28035-0407
USA

7048942509

Customer No. 396673 PO No. Credit Card

Secondary Structure Calculations

Lowest folding free energy (kcal/mole): -6.26 at 25 °C
Strongest Folding *T_m*: 39.8 °C

Oligo Base Types

DNA Bases Quantity
DNA Bases 60

Modifications and Services

LabReady (Normalized to 100µM in IDTE pH 8.0) Quantity
LabReady (Normalized to 100µM in IDTE pH 8.0) 1
Standard Desalting 1

Disclaimer

See on reverse page notes (I) (II) & (III) for usage, label license, and product warranties

Mfg. ID 487821027

Labels - Peel here



I N S T R U C T I O N S

*Lyophilized contents may appear as either a translucent film or a white powder. This variance does not affect the quality of the oligo.

*Please centrifuge tubes prior to opening. Some of the product may have been dislodged during shipping.

*The *T_m* shown takes no account of Mg²⁺ and dNTP concentrations. Use the OligoAnalyzer® Program at www.idtdna.com/scitoolsto calculate accurate *T_m* for your reaction conditions.

11-Aug-2022

Order No. **18761455**

Ref. No. **415039040**

Sequence - 22v1ThursPMRedTop

25 nmole DNA Oligo, 60 bases

5'- CGA CAA ATT ATG TCA ATT AAT CTT AAT TAA AAA GCC TCT ATT AAA TAT AAT TTT AAT AAG -3'

Properties

T_m (50mM NaCl)*: 59.1 °C
 GC Content: 18.3%
 Molecular Weight: 18,428.1
 nmoles/OD260: 1.6
 ug/OD260: 29.9
 Ext. Coefficient: 616,100 L/(mole·cm)

Amount Of Oligo

100µM in 225µL IDTE Buffer pH 8.0

Shipped To

PEGGY MAIORANO
 DAVIDSON COLLEGE
 209 RIDGE RD
 DAVIDSON, NC 28035-0407
 USA
 7048942509
 Customer No. 396673 PO No. Credit Card

Secondary Structure Calculations

Lowest folding free energy (kcal/mole): -5.23 at 25 °C
 Strongest Folding T_m: 38.9 °C

Oligo Base Types

Oligo Base Types	Quantity
DNA Bases	60

Modifications and Services

Modifications and Services	Quantity
LabReady (Normalized to 100µM in IDTE pH 8.0)	1
Standard Desalting	1

Disclaimer

See on reverse page notes (I) (II) & (III) for usage, label license, and product warranties

Mfg. ID 487821026

Labels - Peel here



I N S T R U C T I O N S

*Lyophilized contents may appear as either a translucent film or a white powder. This variance does not affect the quality of the oligo.

*Please centrifuge tubes prior to opening. Some of the product may have been dislodged during shipping.

*The T_m shown takes no account of Mg²⁺ and dNTP concentrations. Use the OligoAnalyzer® Program at www.idtdna.com/scitools to calculate accurate T_m for your reaction conditions.

11-Aug-2022

Order No. **18761455**

Ref. No. **415039039**

Sequence - 22v1ThursPM **GreenBot**

25 nmole DNA Oligo, 59 bases

5'- CCG CTT ATC TCG GCT CAA ACA AAA GGG AAA TGG GAC CTA AAA TAG CCA CTT TCT TCC CT -3'

Properties

T_m (50mM NaCl)*: 69.4 °C
GC Content: 45.8%

Molecular Weight: 18,042.8
nmoles/OD260: 1.8
ug/OD260: 32.2

Ext. Coefficient: 559,900 L/(mole·cm)

Amount Of Oligo

100µM in 203µL IDTE Buffer pH 8.0

Shipped To

PEGGY MAIORANO
DAVIDSON COLLEGE
209 RIDGE RD
DAVIDSON, NC 28035-0407
USA
7048942509
Customer No. 396673 PO No. Credit Card

Secondary Structure Calculations

Lowest folding free energy (kcal/mole): -2.66 at 25 °C
Strongest Folding *T_m*: 38.7 °C

Oligo Base Types

Oligo Base Types	Quantity
DNA Bases	59

Modifications and Services

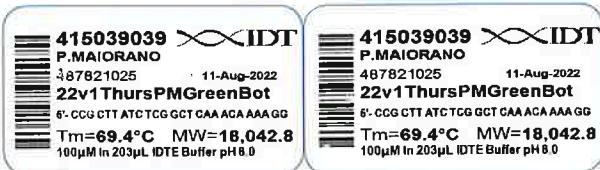
Modifications and Services	Quantity
LabReady (Normalized to 100µM in IDTE pH 8.0)	1
Standard Desalting	1

Disclaimer

See on reverse page notes (I) (II) & (III) for usage, label license, and product warranties

Mfg. ID 487821025

Labels - Peel here



I N S T R U C T I O N S

*Lyophilized contents may appear as either a translucent film or a white powder. This variance does not affect the quality of the oligo.

*Please centrifuge tubes prior to opening. Some of the product may have been dislodged during shipping.

*The *T_m* shown takes no account of Mg²⁺ and dNTP concentrations. Use the OligoAnalyzer® Program at www.idtdna.com/scitools to calculate accurate *T_m* for your reaction conditions.

11-Aug-2022

Order No. **18761455**

Ref. No. **415039038**

Sequence - 22v1ThursPM **GreenTop**

25 nmole DNA Oligo, 59 bases

5'- CGA CAG GGA AGA AAG TGG CTA TTT TAG GTC CCA TTT CCC TTT TGT TTG AGC CGA GAT AA -3'

Properties

T_m (50mM NaCl)*: 68.6 °C
GC Content: 44.1%

Molecular Weight: 18,230.8
nmoles/OD260: 1.7
ug/OD260: 31.8

Ext. Coefficient: 572,700 L/(mole·cm)

Amount Of Oligo

100µM in 190µL IDTE Buffer pH 8.0

Shipped To

PEGGY MAIORANO
DAVIDSON COLLEGE
209 RIDGE RD
DAVIDSON, NC 28035-0407
USA
7048942509

Customer No. 396673 PO No. Credit Card

Secondary Structure Calculations

Lowest folding free energy (kcal/mole): -2.18 at 25 °C

Strongest Folding *T_m*: 43.6 °C

Oligo Base Types

DNA Bases Quantity
59

Modifications and Services

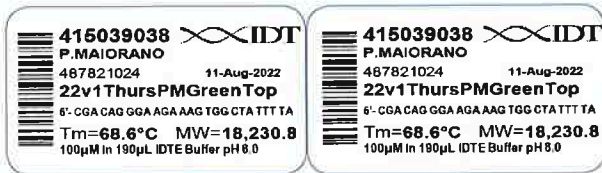
LabReady (Normalized to 100µM in IDTE pH 8.0) Quantity
1
Standard Desalting 1

Disclaimer

See on reverse page notes (I) (II) & (III) for usage, label license, and product warranties

Mfg. ID 487821024

Labels - Peel here



I N S T R U C T I O N S

*Lyophilized contents may appear as either a translucent film or a white powder. This variance does not affect the quality of the oligo.

*Please centrifuge tubes prior to opening. Some of the product may have been dislodged during shipping.

*The *T_m* shown takes no account of Mg²⁺ and dNTP concentrations. Use the OligoAnalyzer® Program at www.idtdna.com/scitoolsto calculate accurate *T_m* for your reaction conditions.

11-Aug-2022

Order No. **18761455**

Ref. No. **415039037**

Sequence - 22v1ThursPMBlueBot

25 nmole DNA Oligo, 60 bases

5'- CCG CAC ACT TTA CCG CGC TGT TAT AAT CTT AAA TAG CTG GTT AAA AAA ACA TTA AAA GAA -3'

Properties

Amount Of Oligo

Shipped To

T_m (50mM NaCl)*: 65.5 °C
 GC Content: 33.3%
 Molecular Weight: 18,426.1
 nmoles/OD260: 1.7
 ug/OD260: 30.8
 Ext. Coefficient: 599,000 L/(mole·cm)

100µM in 193µL IDTE Buffer pH 8.0

PEGGY MAIORANO
 DAVIDSON COLLEGE
 209 RIDGE RD
 DAVIDSON, NC 28035-0407
 USA
 7048942509
 Customer No. 396673 PO No. Credit Card

Secondary Structure Calculations

Lowest folding free energy (kcal/mole): -2.86 at 25 °C
 Strongest Folding T_m: 41.1 °C

Oligo Base Types

Oligo Base Types	Quantity
DNA Bases	60

Modifications and Services

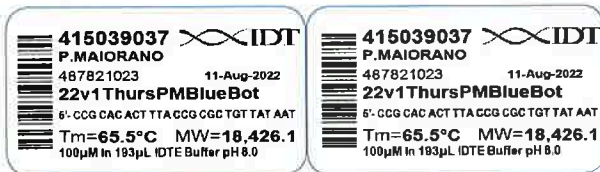
Modifications and Services	Quantity
LabReady (Normalized to 100µM in IDTE pH 8.0)	1
Standard Desalting	1

Disclaimer

See on reverse page notes (I) (II) & (III) for usage, label license, and product warranties

Mfg. ID 487821023

Labels - Peel here



I N S T R U C T I O N S

*Lyophilized contents may appear as either a translucent film or a white powder. This variance does not affect the quality of the oligo.

*Please centrifuge tubes prior to opening. Some of the product may have been dislodged during shipping.

*The T_m shown takes no account of Mg²⁺ and dNTP concentrations. Use the OligoAnalyzer® Program at www.idtdna.com/scitoolsto calculate accurate T_m for your reaction conditions.

11-Aug-2022

Order No. **18761455**

Ref. No. **415039036**

Sequence - 22v1ThursPMBlueTop

25 nmole DNA Oligo, 60 bases

5'- CGA CTT CTT TTA ATG TTT TTT TAA CCA GCT ATT TAA GAT TAT AAC AGC GCG GTA AAG TGT -3'

Properties

T_m (50mM NaCl)*: 64.6 °C
GC Content: 31.7%

Molecular Weight: 18,458
nmoles/OD260: 1.7
ug/OD260: 31.8

Ext. Coefficient: 580,900 L/(mole·cm)

Secondary Structure Calculations

Lowest folding free energy (kcal/mole): -1.06 at 25 °C
Strongest Folding *T_m*: 32.6 °C

Amount Of Oligo

100µM in 202µL IDTE Buffer pH 8.0

Shipped To

PEGGY MAIORANO
DAVIDSON COLLEGE
209 RIDGE RD
DAVIDSON, NC 28035-0407
USA
7048942509

Customer No. 396673 PO No. Credit Card

Oligo Base Types

DNA Bases Quantity
60

Modifications and Services

LabReady (Normalized to 100µM in IDTE pH 8.0) Quantity
1
Standard Desalting 1

Disclaimer

See on reverse page notes (I) (II) & (III) for usage, label license, and product warranties

Mfg. ID 487821022

 <p>415039036 IDT P.MAIORANO 487821022 11-Aug-2022 22v1ThursPMBlueTop 5'- CGA CTT CTT TTA ATG TTT TTT TAA CCA G T_m=64.6°C MW=18,458.0 100µM in 202µL IDTE Buffer pH 8.0</p>	 <p>415039036 IDT P.MAIORANO 487821022 11-Aug-2022 22v1ThursPMBlueTop 5'- CGA CTT CTT TTA ATG TTT TTT TAA CCA G T_m=64.6°C MW=18,458.0 100µM in 202µL IDTE Buffer pH 8.0</p>
--	--

I N S T R U C T I O N S

*Lyophilized contents may appear as either a translucent film or a white powder. This variance does not affect the quality of the oligo.


*Please centrifuge tubes prior to opening. Some of the product may have been dislodged during shipping.

*The *T_m* shown takes no account of Mg²⁺ and dNTP concentrations. Use the OligoAnalyzer® Program at www.idtdna.com/scitools to calculate accurate *T_m* for your reaction conditions.



SHIP TO:
 Peggy Maiorano
 DAVIDSON COLLEGE
 209 Ridge Rd
 Davidson College Biology Dept
 DAVIDSON, NC 28035-0407
 US
 7048942509

DELIVERY NOTE



Package #: 81806511

Customer #: 396673

Ship Date: 12-Aug-2022

Sales Order # 18761455

Customer PO # Credit Card

Order Date: 11-Aug-2022

Line	Ref #	Batch #	Part Number	Product	Description	UOM	Ship Qty	Storage temps	Shipping conditions
10	415039036	487821022		25 nmole DNA Oligo	22v1ThursPMBlueTop	EA	1.0		Ambient
20	415039037	487821023		25 nmole DNA Oligo	22v1ThursPMBlueBot	EA	1.0		Ambient
30	415039038	487821024		25 nmole DNA Oligo	22v1ThursPMGreenTop	EA	1.0		Ambient
40	415039039	487821025		25 nmole DNA Oligo	22v1ThursPMGreenBot	EA	1.0		Ambient
50	415039040	487821026		25 nmole DNA Oligo	22v1ThursPMRedTop	EA	1.0		Ambient
60	415039041	487821027		25 nmole DNA Oligo	22v1ThursPMRedBot	EA	1.0		Ambient
70	415039042	487821028		25 nmole DNA Oligo	22v1ThursPMYellowTop	EA	1.0		Ambient
80	415039043	487821029		25 nmole DNA Oligo	22v1ThursPMYellowBot	EA	1.0		Ambient
90	415039044	487821030		25 nmole DNA Oligo	22LacIQ1_+contr_top	EA	1.0		Ambient
100	415039045	487821031		25 nmole DNA Oligo	22LacIQ1_+contr_top	EA	1.0		Ambient
110	415039046	487821032		25 nmole DNA Oligo	22pCloneRed_SeqFwd3	EA	1.0		Ambient
120	415039047	487821033		25 nmole DNA Oligo	22pCloneRed_PCR_for	EA	1.0		Ambient
130	415039048	487821034		25 nmole DNA Oligo	22pCloneRed_PCR_rev	EA	1.0		Ambient

RECEIVED BY: _____